





	type	description	operating force (N)	contacts
 <p>PLNU1AT25W</p>	PLNU series heavy-duty Non-latching rope-operated limit switches <ul style="list-style-type: none"> • Direct (<i>positive</i>) opening action - safety function according to IEC/EN 60947-5-1 • Heavy-duty metal body • Supplied with cable gland (PG11) • Thermal current: lth: 10A Ui: 400 VAC • Protection: IP65 • Dimensions: (H) 89 x (W) 84 x (D) 40.5 mm 			
	PLNU1AT25W	rope operated limit switch (<i>non-latching</i>)	25N	1NO+1NC
 <p>PLN131311</p>	P2LU series heavy-duty latching rope-operated limit switches <p>Latching (<i>hand reset</i>) limit switches ISO 13850 compliant</p> <ul style="list-style-type: none"> • Heavy-duty metal body • Latching with push button "Reset" facility on switch • Supplied with cable gland (PG11) • Thermal current: lth: 6A Ui: 400 VAC • Protection: IP65 			
	P2LU131311	(H) 175 x (W) 85 x (D) 47 mm		
 <p>P2L131312</p>	P2LU series			
	P2LU1SAT75AG	rope operated limit switch (<i>latching/hand reset</i>)	7.5 kg	1NO+1NC
	P2LU1SAT15AG	rope operated limit switch (<i>latching/hand reset</i>)	15 kg	1NO+1NC
 <p>P33032 P33033 P33034 P33035 P33036</p>	Heavy duty rope-operated limit switches with Pre-tensioning facility <p>Latching (<i>hand reset</i>) limit switches ISO 13850 compliant</p> <ul style="list-style-type: none"> • 2 NC contacts (<i>when pre-tensioned</i>) 1 opens if rope breaks the other opens when rope is pulled • Green indicator for correct pre-tensioning adjustment • Large field of overlap for easier regulation of pre-tensioning • Latching with push button "Reset" facility on switch • Supplied with cable gland (PG11) • Thermal current: lth: 6A Ui: 400 VAC • Protection: IP65 			
	P2L131312	(H) 82 x (W) 104 x (D) 40.5 mm		
	PLN131311	rope operated limit switch (<i>latching/hand reset</i>)	60N - 6kg	1NO+1NO
	P2L131312	rope operated limit switch (<i>latching/hand reset</i>)	120N - 12kg	1NO+1NO
Accessories for rope-operated switches				
	P33032	adjustable rope terminal clamp Ø 5 mm		
	P33033	rope eye of Ø 5 mm (<i>cable end thimble</i>)		
	P33034	turn buckle M6 x 60 for rope tensioning		
	P33035	threaded eye bolt M8 guide for rope		
	P33036	steel rope 0.5mm PVC sheathed (<i>red insulated</i>)	(100met)	
Industrial foot switches thermoplastic and metallic (IP54)				
<ul style="list-style-type: none"> • Self-extinguishing double insulation polymer thermoplastic • M20 cable entry • Conventional thermal current lth: 10A Ui: 690 VAC 				
KG series thermoplastic foot switches				
	KG100S11	open-type industrial foot switch	thermoplastic	1NO+1NC
	KG200S11	closed-type industrial foot switch	thermoplastic	1NO+1NC
KR series metallic foot switches				
<ul style="list-style-type: none"> • Aluminium zinc alloy body 				
	KR100S11	open-type industrial foot switch	diecast	1NO+1NC
	KR200S11	closed-type industrial foot switch	diecast	1NO+1NC
Additional accessories				
	KGX01	kit for adding a second contact block to foot switches		-
	KGX02	contact block mounting bracket		-
	KXBS11	additional contact block for above foot switches		1NO+1NC