







	type	config.	mount	description	for starter
<b>Auxiliary contacts</b>					
	SM1X1211	1NO + 1NC	side	mounting auxiliary contact block	SM1P/R
	SM1X1311	2NO	side	mounting auxiliary contact block	SM1P/R
	SM1X1311	1NO + 1NC	side	alarm contact for trip indication	SM1P/R
	SM1X1111	1NO + 1NC	front	mounting auxiliary contact block	SM1P/R
	SM1X1120	2NO	front	mounting auxiliary contact block	SM1P/R
	SM2X1211	1NO + 1NC	side	mounting auxiliary contact block	SM2/3R
	SM2X1220	2NO	side	mounting auxiliary contact block	SM2/3R
	SM2X1311	1NO + 1NC	side	alarm contact for trip indication	SM2/3R
	SM2X1111	1NO + 1NC	front	mounting auxiliary contact block	SM2/3R
	SM2X1120	2NO	front	mounting auxiliary contact block	SM2/3R
<b>Shunt trip releases</b>					
	SM1X16024	24 VAC	side	side mounting shunt trip release unit	SM1P/R
	SM1X16110	110 VAC	side	side mounting shunt trip release unit	SM1P/R
	SM1X16230	230 VAC	side	side mounting shunt trip release unit	SM1P/R
	SM1X16400	400 VAC	side	side mounting shunt trip release unit	SM1P/R
	SM2X16024	24 VAC	side	side mounting shunt trip release unit	SM2/3R
	SM2X16110	110 VAC	side	side mounting shunt trip release unit	SM2/3R
	SM2X16230	230 VAC	side	side mounting shunt trip release unit	SM2/3R
	SM2X16400	400 VAC	side	side mounting shunt trip release unit	SM2/3R
<b>Undervoltage releases</b>					
	SM1X14230	230 VAC	side	mounting undervoltage release	SM1P/R
	SM1X14400	400 VAC	side	mounting undervoltage release	SM1P/R
	SM2X14230	230 VAC	side	mounting undervoltage release	SM2/3R
	SM2X14400	400 VAC	side	mounting undervoltage release	SM2/3R
<b>Door interlocking handle (for rotary type starters)</b>					
	SM1X18200R	red/yellow		door interlock handle (IP65) +200 mm shaft	SM1R
	SM2X18200R	red/yellow		door interlock handle (IP65) +200 mm shaft	SM2/3R
	SM1X18S	support		optional shaft support for SM1X18200R	SM1R
<b>Mounting accessories</b>					
	SM1X8902	universal		metal bracket for mounting SM1 with screws	SM1P/R
	SM1X3040P	3Ph rigid		connection between SM1 - BG mini contactor	SM1P
	SM1X3141P	3Ph rigid		connection between SM1 - BF09 - 25 contactor	SM1P
	SM1X3241P	3Ph rigid		connection between SM1 - BF26 - 38 contactor	SM1P
	SM1X3040R	3Ph rigid		connection between SM1 - BG mini contactor	SM1R
	SM1X3141R	3Ph rigid		connection between SM1 - BF09 - 25 contactor	SM1R
	SM1X3241R	3Ph rigid		connection between SM1 - BF26 - 38 contactor	SM1R
<b>Bridge bars for SM1P/R manual motor starters</b>					
	SMX9032	insulated		3-phase bridge bar to connect	2 units (45 mm)
	SMX9033	insulated		3-phase bridge bar to connect	3 units (45 mm)
	SMX9034	insulated		3-phase bridge bar to connect	4 units (45 mm)
	SMX9035	insulated		3-phase bridge bar to connect	5 units (45 mm)
<b>Spacing to accommodate side mounted auxiliaries or releases</b>					
	SMX9042	insulated		3-phase bridge bar to connect	2 units (54 mm)
	SMX9043	insulated		3-phase bridge bar to connect	3 units (54 mm)
	SMX9044	insulated		3-phase bridge bar to connect	4 units (54 mm)
	SMX9045	insulated		3-phase bridge bar to connect	5 units (54 mm)
	SMX9030	25 mm <sup>2</sup>		3-phase busbar supply block	enlarged terminal
<b>Enclosures for manual motor starters - (IP65)</b>					
	SM1Z1701P	surface		mount enclosure for starters	135 x 80 x 101 SM1P
	SM1X1740P			emergency stop (twist release) pushbutton assembly for enc.	(for above)
	SM1X1745P			button membrane protection cover for enc.	(for above)
	SM1Z1715R	surface		mount enclosure for starters	154 x 100 x 138 SM1R
<b>Flush mount enclosure - (IP65)</b>					
	SM1Z1705P	flush		panel cutout (H) 115.5 x (W) 70.5 mm	mount enclosure for starters 133 x 87 x 86 SM1P