












	type	contact / poles		description	for switch			
Auxiliary contact blocks (Ith 10A)								
	GAX1011A	1NO + 1NC	auxiliary	contact for DIN rail mounting switches	GA016A...160A			
	GAX1110EA	1NO	auxiliary	for rail mount switches (<i>early-break</i>)	GA016A...63SA			
	GAX1210EA	1NO	auxiliary	for rail mount switches (<i>early-break</i>)	GA063A...160A			
	GLX1010EA	1NO	auxiliary	contact for GL switches (<i>early break</i>)	GL0160...315A			
	GLX1001	1NC	auxiliary	contact block for GL switches	GL0160...315A			
Terminal shrouds								
	GAX81	1 pole	terminal	protection shroud (<i>set of 2 pcs</i>)	GA016A...63SA			
	GAX82	1 pole	terminal	protection shroud (<i>set of 2 pcs</i>)	GA063A...160A			
	GAX83	3 pole	terminal	protection shroud (<i>set of 2 pcs</i>)	GA016A...63SA			
	GAX84	3 pole	terminal	protection shroud (<i>set of 2 pcs</i>)	GA063A...160A			
	GAX83							
	GLX800	3 pole	terminal	protection shroud (<i>set of 3 pcs</i>)	GL0160...315A			
	GLX801	4 pole	terminal	protection shroud (<i>set of 4 pcs</i>)	GL0160...315A			
	GLX90...							
Phase barriers (Safe isolation between terminals, essential for use at ≥500VAC)								
	GLX900	3 pole	terminal	inter-phase barriers (<i>set of 6 pcs</i>)	GL0160...315A			
	GLX901	4 pole	terminal	protection shroud (<i>set of 8 pcs</i>)	GL0160...315A			
Changeover and parallel attachments for switches								
Changeover attachment								
• Used to combine two switches side-by-side to make up a 6/8 pole switch								
	GAX5000	ch/over		changeover mechanism/interlock for 2 switches	GA016A...63SA			
	GAX5001	ch/over		changeover mechanism/interlock for 2 switches	GA063A...160A			
	GAX67B	black		door interlocking handle (I-O-II) for above changeover mechanisms				
GAX6000								
Parallel attachment to convert 3/4 pole switches to 6/8 pole								
• Used to combine two switches side-by-side to make up a 6/8 pole switch								
	GAX6000	parallel		attachment for combining 2 switches (6/8 pole)	GA016A...63SA			
	GAX6001*	parallel		attachment for combining 2 switches (6/8 pole)	GA063A...125A			
	GAX66NB*	black		door interlocking pistol grip handle - (<i>defeatable</i>)	GA063A-160A			
* Requires GAX60B adaptor (below) and 7 mm ² extension shaft								
	GAX60B	adaptor		to accommodate 7 mm ² shaft required for handles	GAX66NB			
GAX67B								
3 pole fuse holder for load-break switches 16...32A								
	GAX391	10 x 38		3ph fuse holder (<i>attaches onto switches</i>)	GA016A...032A			
For cylindrical 10 x 38 mm fuses see page B-38-41								
	GAX391							
Direct door mounting switches (rear access terminals) with shaft								
	type	AC21A ≤ 690V	AC23A ≤ 415V	poles	description	dimensions (mm) (H) (W) (D)		
	GA025C	25A	11.0kW	3 pole	direct mnt load-break switch	78	36	73
	GA040C	40A	18.5kW	3 pole	direct mnt load-break switch	78	36	73
	GA080C	80A	45.0kW	3 pole	direct mnt load-break switch	100	70	70
	GA125C	125A	55.0kW	3 pole	direct mnt load-break switch	100	70	70
	GA025C							
Accessories for (above) direct door mounted switches								
Attachable 4th pole								
	GAX42040C	40A	18.5kW	1 pole	attachable 4th pole for switch	GA016...40C		
	GAX42125C	125A	55kW	1 pole	attachable 4th pole for switch	GA080...125C		
Handles for (above) direct door mounted switches (IP65)								
• External door interlocking handles padlockable (<i>3 padlocks</i>) in "OFF" position								
	GAX61	red/yellow		door interlocking handle 65 mm ² (<i>screw fixing</i>)	GA025...125C			
	GAX68	red/yellow		door interlocking handle 48 mm ² (<i>screw fixing</i>)	GA025...40C			
	GAX63	red/yellow		door interlocking handle 65 mm ² (<i>ring fix Ø 22 mm</i>)	GA025...40C			
	GA080C							
Auxiliary contact blocks (Ith 10A) (for above door mount switches)								
	GAX1011C	1NO + 1NC	auxiliary	for direct door mount switches	GA016...125C			